



# AcadeMir Charter Schools

## 2024 SUMMER KINDERGARTEN PACKET

Please complete all assignments and turn into your ELA teacher  
By Friday, August 23<sup>rd</sup>

# ACADEMIR CHARTER SCHOOLS



## Get Ready for School! Summer Reading Activities 2024

Dear Guardian and Student,

Just like math, regular practice over the summer with reading will help your child prepare for entering the next grade. Reading can help our imaginations flourish and introduce us to new cultures, experiences, and situations that will help our children to grow. Reading together over the summer will help your child thrive in the upcoming school year. Students should read the grade specific book that has been chosen for them and be prepared to discuss their literary journey with the rest of the class when school begins. Reading is an important part of our experiences in life and the earlier we fall in love with a good book the more we will ignite our passions.

Al igual que las matemáticas, practicar la lectura durante el verano ayudará a su hijo a prepararse para ingresar al siguiente grado. La lectura también ayudarán a nuestros hijos a comunicarse con nuevas culturas, experiencias, situaciones y a desarrollar la imaginación. Leer juntos durante el verano ayudará a su hijo a prosperar en el próximo año escolar. Los estudiantes deben leer el libro que se le ha elegido para el grado que le corresponde y estar preparados para discutir su viaje literario con el resto de la clase cuando comiencen las clases. La lectura es una parte importante de nuestras experiencias en la vida y cuanto antes debemos descubrir cual es libro que nos encienda nuestras pasiones por la lectura.

Sincerely,

Darlincy J. Katz  
Chief Academic Officer

**Packets due: Friday, August 23, 2024**

# ACADEMIR CHARTER SCHOOLS



## ACADEMIR SUMMER READING 2023-2024

Summer provides a plethora of opportunities for students and their families to enjoy unforgettable books and create lifetime memories.

AcadeMir students entering K-8<sup>th</sup> grade are required to read from the summer reading lists developed by our Academic Team for the upcoming grade.

Creating lifelong readers is one of the greatest gifts that we can give our children. We want our students to have a fun summer break while also pursuing reading for enjoyment at the same time.

Research has shown that the single greatest factor in predicting reading success is whether a child is read to when they are young. All of our students are to read the selected book for their grade.

These assignments are for a grade and should be completed and turned in to your student's new ELA teacher by Friday, August 23<sup>rd</sup>.

Happy Reading and enjoy your summer break!!!

# ACADEMIR CHARTER SCHOOLS



## 2024 Summer Reading List

Grade	Summer Reading	Author	Book Synopsis	Front Cover
Kindergarten	Swimmy	Leo Lionni	Deep in the sea there lives a happy school of little fish. Their watery world is full of wonders, but there is also danger, and the little fish are afraid to come out of hiding . . . until Swimmy comes along. Swimmy shows his friends how—with ingenuity and teamwork—they can overcome any danger.	
First Grade	From Seed to Pumpkin	Wendy Pfeffer	Pumpkins can be baked in a pie, carved into jack-o'-lanterns, and roasted for a healthy snack. But how does a tiny seed turn into a big pumpkin? With clear text and detailed, colorful illustrations, this book explains what a pumpkin seed needs to help it grow!	
Second Grade	Mango, Abuela, and Me	Meg Medina	Mia's abuela has left her sunny house with parrots and palm trees to live with Mia and her parents in the city. The night she arrives, Mia tries to share her favorite book with Abuela before they go to sleep and discovers that Abuela can't read the words inside. Then Mia sees a parrot in the pet-shop window and has the perfect idea for how to help them all communicate a little better.	
Third Grade	The Boxcar Children	Gertrude Chandler Warner	The Aldens begin their adventure by making a home in a boxcar. Their goal is to stay together, and in the process, they find a grandfather.	
Fourth Grade	The Lion, the Witch and the Wardrobe	C.S. Lewis	Narnia... the land beyond the wardrobe door, a secret place frozen in eternal winter, a magical country waiting to be set free. Lucy is the first to find the secret of the wardrobe in the professor's mysterious old house. At first her brothers and sister don't believe her when she tells of her visit to the land of Narnia. wardrobe themselves.	



# ACADEMIR CHARTER SCHOOLS



## 2024 Summer Reading List

Grade	Summer Reading	Author	Book Synopsis	Front Cover
Fifth Grade	The City of Ember	Jeanne DuPrau	Many hundreds of years ago, the city of Ember was created by the Builders to contain everything needed for human survival. It worked...but now the storerooms are almost out of food, crops are blighted, corruption is spreading through the city and worst of all— the lights are failing. Soon Ember could be engulfed by darkness...	
Sixth Grade	Hatchet	Gary Paulsen	Brian is on his way to Canada to visit his estranged father when the pilot of his small prop plane suffers a heart attack. Brian is forced to crash-land the plane in a lake--and finds himself stranded in the remote Canadian wilderness with only his clothing and the hatchet his mother gave him as a present before his departure.	
Seventh Grade	Old Yeller	Fred Gipson	At first, Travis couldn't stand the sight of Old Yeller. The stray dog was ugly, and a thieving rascal, too. But he sure was clever, and a smart dog could be a big help on the wild Texas frontier, especially with Papa away on long cattle drive up to Abilene.	
Eighth Grade	The Swiss Family Robinson	John David Wyss	The Robinsons leave their home in Switzerland planning to settle half a world away. But things do not turn out as they had expected. The sole survivors of a terrible shipwreck, they wash ashore to learn that the danger has only begun. Their new world will test their courage, cleverness, endurance, and faith as they struggle to survive and create a civilization of their own in the wilderness.	
Ninth Grade	1984	George Orwell	The scene is London, where there has been no new housing since 1950 and where the city-wide slums are called Victory Mansions. Science has abandoned Man for the State. As every citizen knows only too well, war is peace. To Winston Smith, a young man who works in the Ministry of Truth (Minitru for short), come two people who transform this life completely.	



# AcadeMir Charter Schools

---

# ELA


---

Name \_\_\_\_\_

# Swimmy

Think about the story.

Draw (and label) or color to answer the questions.

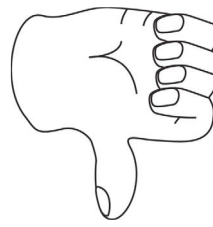


1. Where does Swimmy live?

2. Does the tuna fish catch Swimmy?



yes




no

3. What are some of the marvels Swimmy saw in the sea?

4. Who does Swimmy meet after seeing the marvels?

5. Why are Swimmy's new friends afraid?




6. How does Swimmy and the new friends solve their problem?




7. How are you and Swimmy the same?


Swimmy



Me



8. What is your opinion of the story? Color to show your opinion.



I loved it!



I liked it.



It was O.K.



# Learning Sight Words

Dear Parents,

We are sending home a sight word list that your child should practice reading over the summer. Sight words are words that usually don't follow the rules of spelling. They should be memorized because decoding them can be difficult. Students are taught to memorize sight words as a whole, by sight, so that they can recognize them immediately (within three seconds) and read them without having to use decoding skills.

Below is a list of activities to make sight word practice more fun:

- Make sight word flashcards on index cards and have your child practice reading them over and over
- Rainbow write the words
- Busy night? Write the words on a white board in the car as you get your errands and activities done
- Play "Go Fish" with the sight words on index cards (write each word on two cards).
- Word Searches/Sight Word Scavenger Hunt: Find sight words on food boxes or other available print material (magazines, grocery shopping, street signs, etc.)
- Letter Magnets: Have your child use letter magnets to spell the word.
- Memory game: Make duplicates of the sight word cards and play the memory game.
- Bingo: Make 5 x 5 grids and put sight words in the squares. Call out a sight word and have your child find the word on his/her Bingo board; play the same rules as Bingo.
- Write sight words with glitter glue
- Make sight words with Playdoh
- Write sight words with shaving cream in the tub/shower
- Put craft sand on a paper plate. Have your child practice tracing sight words in the sand.
- Put hair gel in a zip lock baggie, seal the baggie, and have your child write the letters of the sight word in the gel.
- Jump, hop, clap, or tap out the letters of the sight word (t-h-e "the").

**HAPPY READING!**

# Pre-Primer

a funny look see

and go make the

away help me three

big here my to

blue I not two

can in one up

come is play we

down it red where


find jump run yellow

for little said you

# Primer

am	four	out	too
are	get	please	under
at	good	pretty	want
ate	have	ran	was
be	he	ride	well
black	into	saw	went
brown	like	say	what
but	must	she	white
came	new	so	who
did	no	soon	will
do	now	that	with
dog	on	there	yes
door	our	they	

# ***TRACE EACH LETTER***







Name: \_\_\_\_\_ Date: \_\_\_\_\_

## Letter Recognition

A

e

E

a

G

d

D

g

M

k

I

m

K

i

**Directions:** Name each letter. Draw a line to connect the uppercase and lowercase form of the same letter.

Name: \_\_\_\_\_ Date: \_\_\_\_\_

## Letter Recognition

N

w

Q

n

R

s

S

r

W

z

Z

t

T

q


**Directions:** Name each letter. Draw a line to connect the uppercase and lowercase form of the same letter.

Name : \_\_\_\_\_




# Missing Letters

Fill in the missing letters and trace the words.




\_\_\_\_\_  
f o o \_\_\_\_\_  
\_\_\_\_\_



\_\_\_\_\_  
i s n \_\_\_\_\_  
\_\_\_\_\_



\_\_\_\_\_  
i \_\_\_\_\_  
\_\_\_\_\_



\_\_\_\_\_  
o o \_\_\_\_\_  
\_\_\_\_\_




# AcadeMir Charter Schools

---

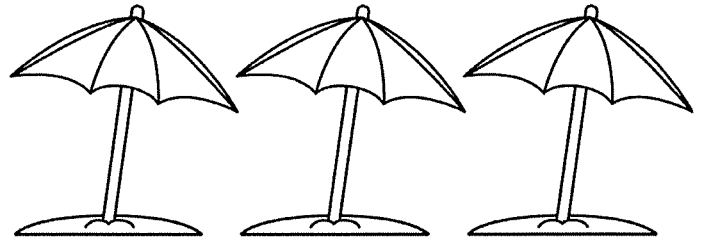
# MATH

---

Name \_\_\_\_\_



one



Color the number one.

Color 1 umbrella.

---

---

---

Practice writing the number 1.

Draw 1 of something.

1 6 8 1  
7 3 5 1 2  
5 q 4 0 1

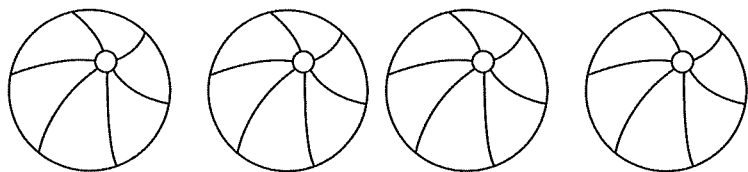
Circle the 1s.



Name \_\_\_\_\_




two




Color the number two.

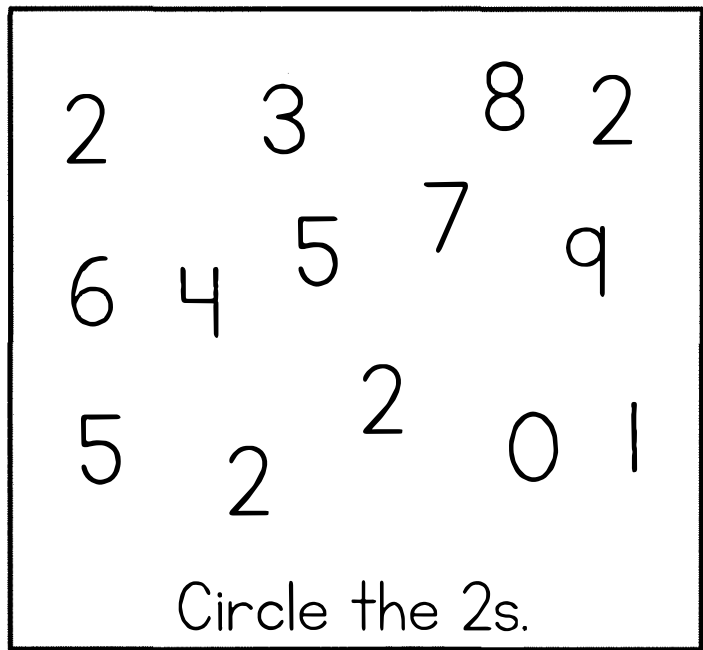
Color 2 beach balls.



Practice writing the number 2.



Draw 2 of something.




Circle the 2s.

Name \_\_\_\_\_

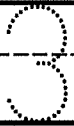


three




Color the number three.

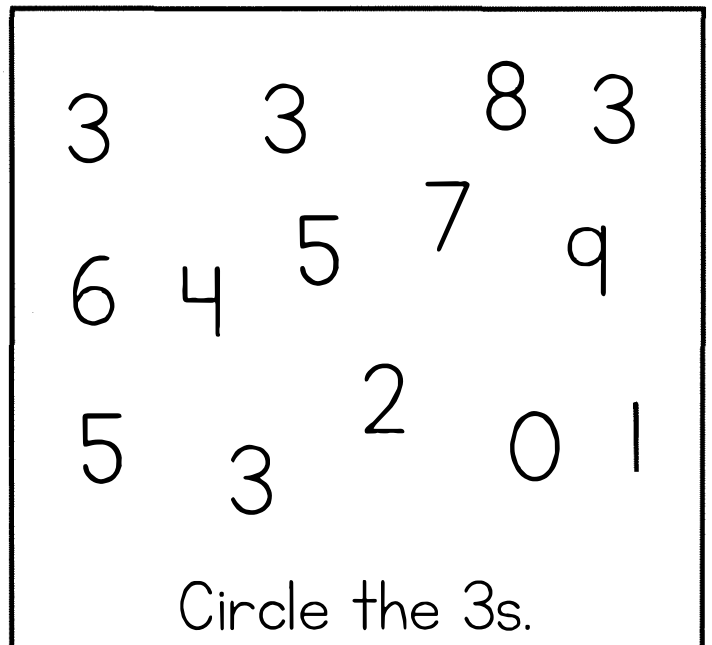
Color 3 crabs.



Practice writing the number 3.




Draw 3 of something.


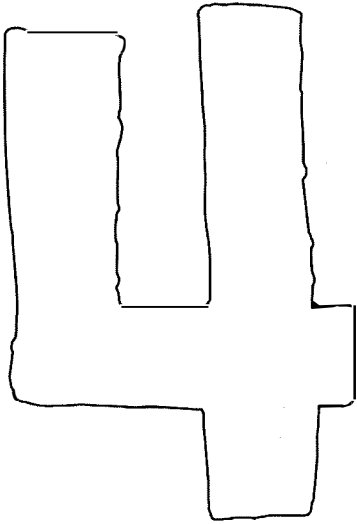


Circle the 3s.

Name \_\_\_\_\_

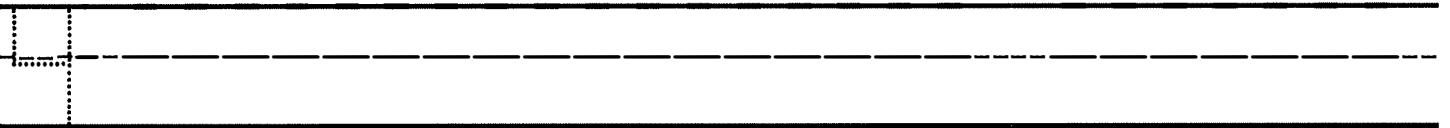


four



Color the number four.

Color 4 fish.





Practice writing the number 4.

Draw 4 of something.

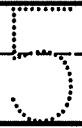
4 4 8 4  
7 3 9 4 2  
5 6 4 0 1  
Circle the 4s.

Name \_\_\_\_\_



Color the number five.

Color 5 suns.



Practice writing the number 5.

Draw 5 of something.



5 4 8 5  
7 3 9 5 2  
5 6 5 0 1

Circle the 5s.

Name \_\_\_\_\_



six



Color the number six.

Color 6 pails.



Practice writing the number 6.

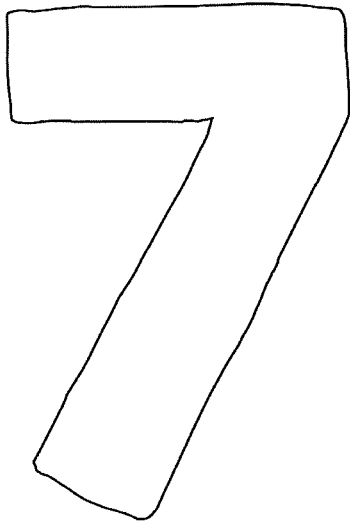
Draw 6 of something.

3 6 8 6  
6 4 5 7 9  
5 2 6 0 1



Circle the 6s.



Name \_\_\_\_\_



seven




Color the number seven.

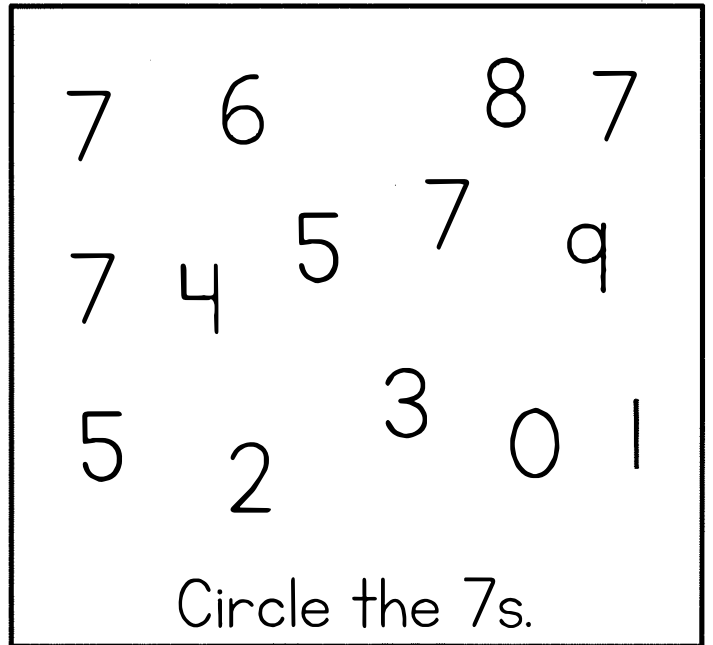
Color 7 lemonades.



Practice writing the number 7.




Draw 7 of something.





Circle the 7s.

Name \_\_\_\_\_



eight



Color the number eight.

Color 8 shells.



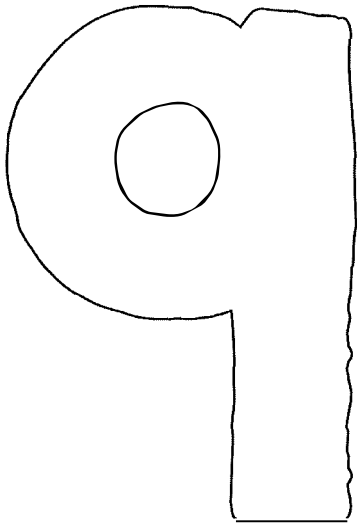

Practice writing the number 8.

Draw 8 of something.


8 4 8 5  
7 3 9 8 2  
8 6 5 0 1

Circle the 8s.

Name \_\_\_\_\_



nine




Color the number nine.

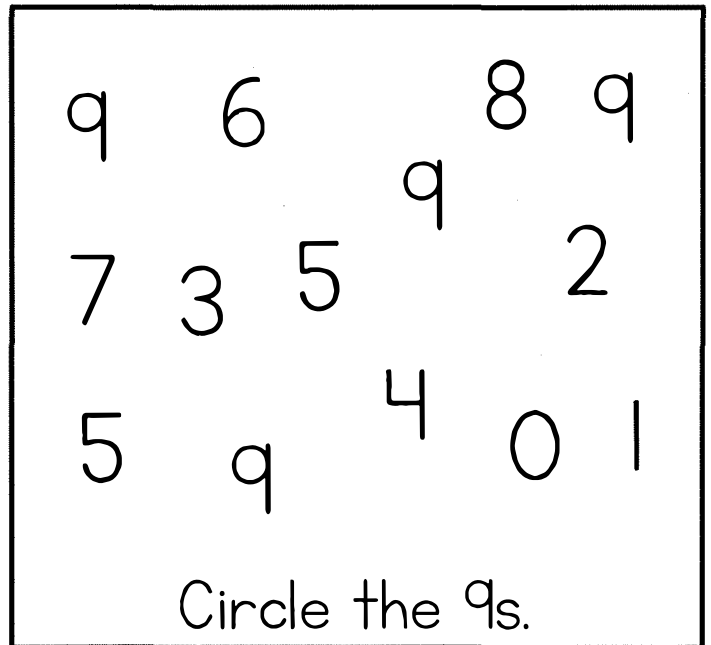
Color 9 seahorses.



Practice writing the number 9.



Draw 9 of something.

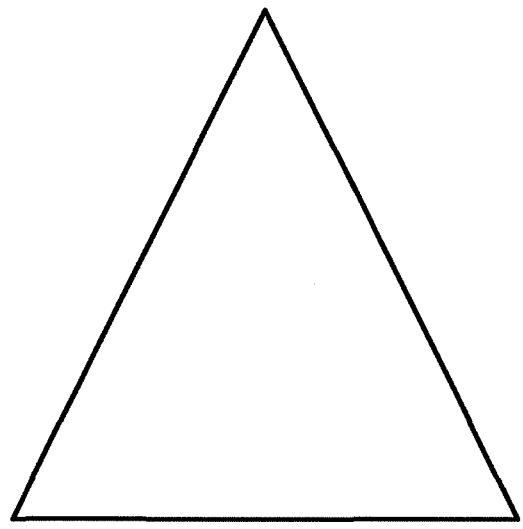
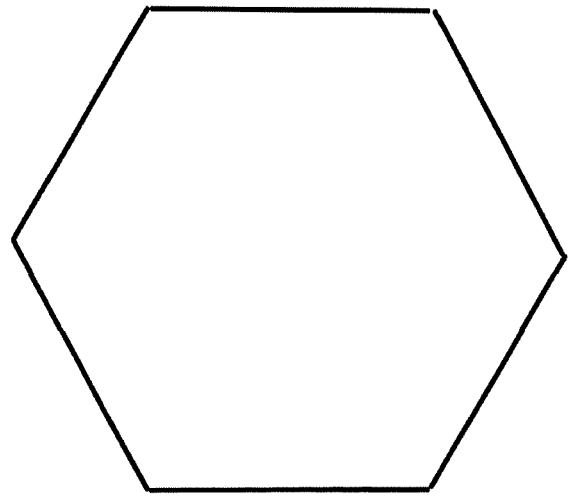





Circle the 9s.

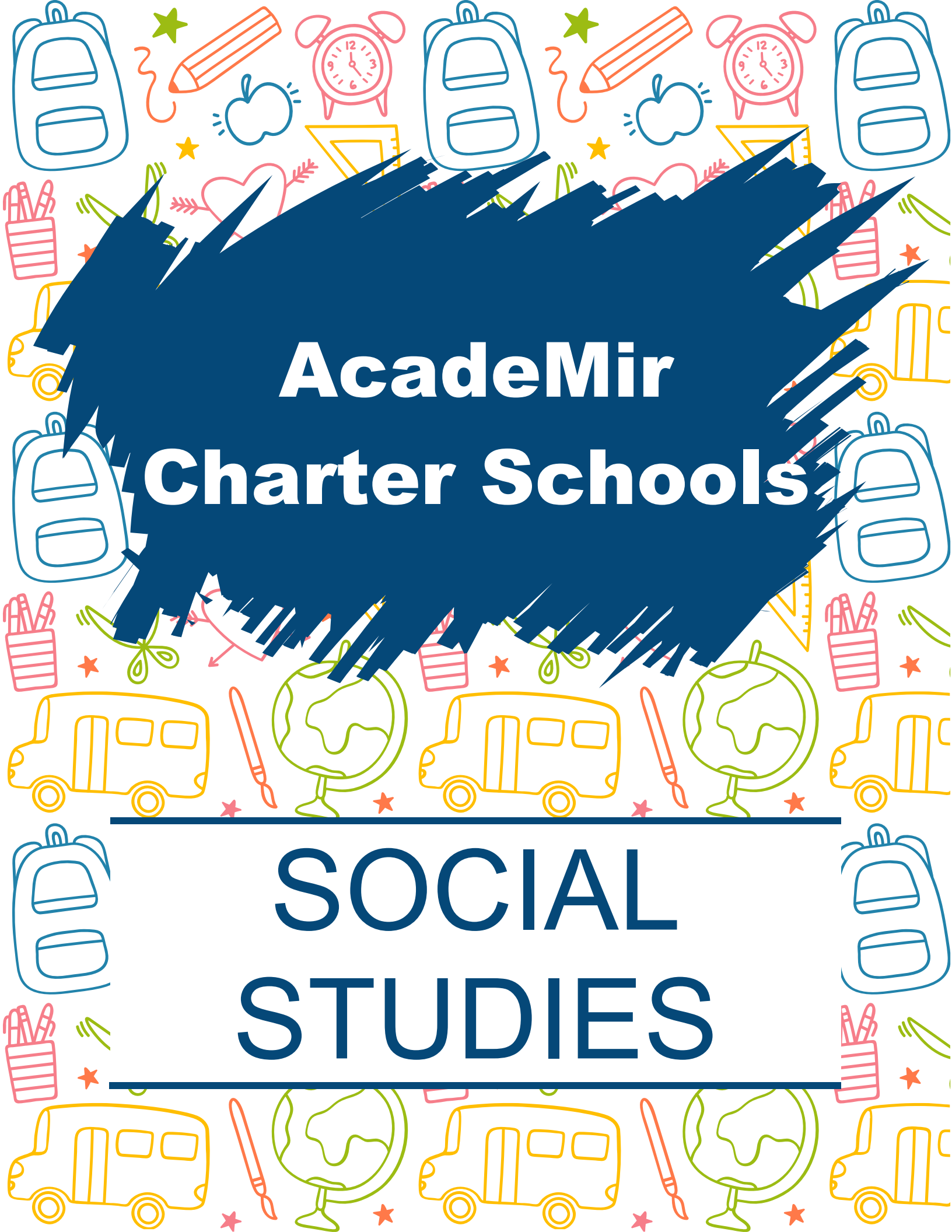
Name \_\_\_\_\_



# SHAPES and COLORS



Color the circle red. Color the square blue. Color the triangle green.  
Color the rectangle yellow. Color the hexagon purple.



# AcadeMir Charter Schools

---

# SOCIAL STUDIES

---

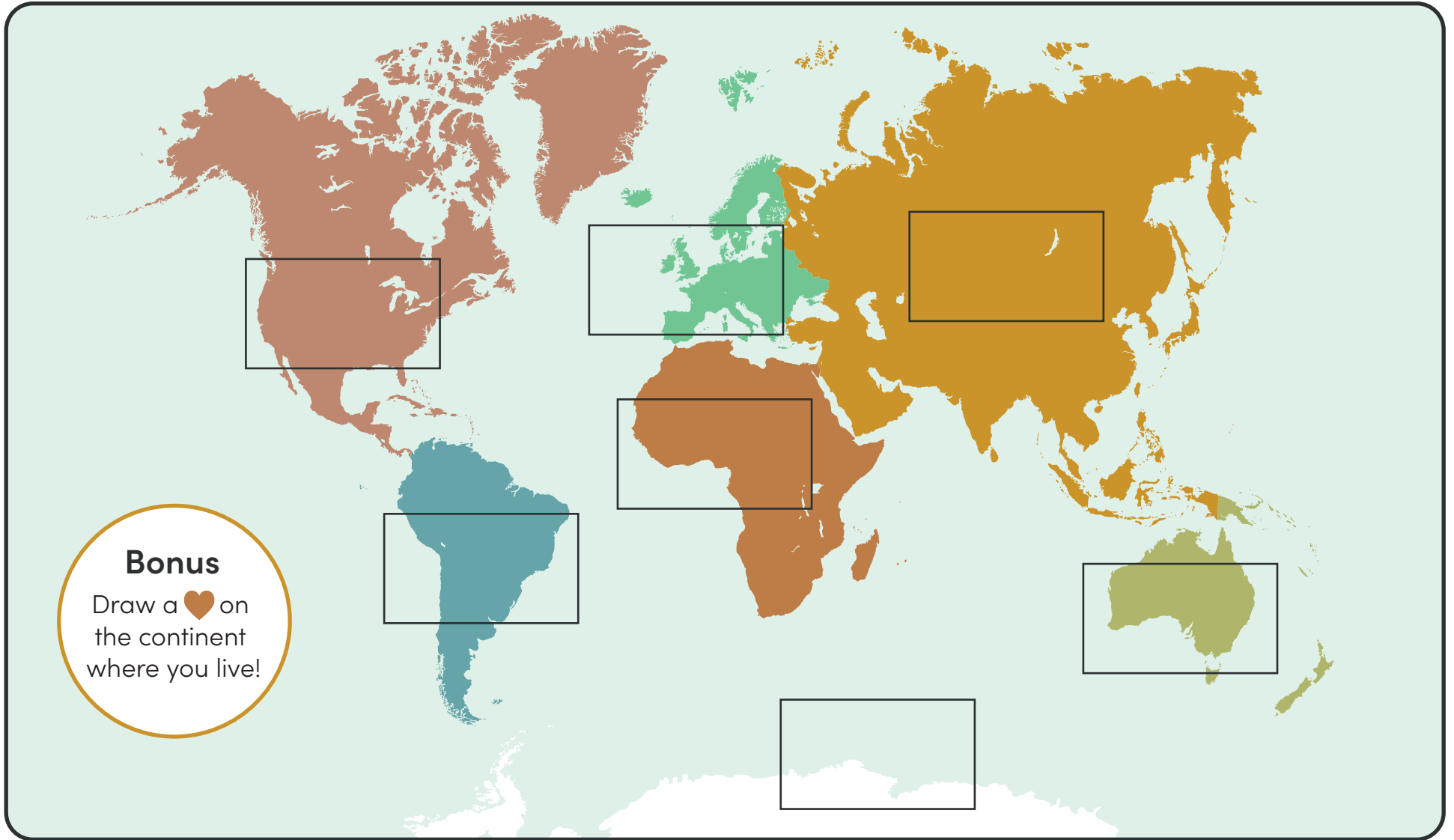


# Label the Continents

Name \_\_\_\_\_

Cut out the labels. Glue them onto the correct continent on the map.

Date \_\_\_\_\_



Africa

Antarctica

Asia

Australia

Europe

North  
America

South  
America



# AcadeMir Charter Schools

---

# SCIENCE

---

# Animal homes

---

## Kindergarten Science Worksheet

Match each animal to where it lives.



# ACADEMIR CHARTER SCHOOLS



## Kindergarten Summer Science Activity

### “Does it live in the Ocean or on Land?”

#### Introduction

Swimmy was swimming and exploring the ocean in the book *Swimmy*. Did you know that some animals can only live in water and some can only live on land. There are even some animals that can live on both, they can live in water and on land. These types of animals are amphibians.

#### Materials

- Activity Sheet
- Scissors
- Glue/paste

#### Procedures

1. Write your name on the top of the Activity Sheet.
2. Cut out the pictures of the different animals.
3. Paste them in the right column in the chart.



#### Your task

Complete the Activity Sheet and turn it in to your teacher on August 23<sup>rd</sup>.

# ACADEMIR CHARTER SCHOOLS




Student Name \_\_\_\_\_

## Kindergarten Summer Science Activity “Does it live in the Ocean or on Land?”

### Activity Sheet

**Directions:** Cut out each animal card and place it in the appropriate column within the chart. The animals either lives on land or in the ocean.

Lives in the Ocean 	Lives on Land 